




PLANS TRAILER INVENTORY Updated 08-24-21

Type III Incident Plans Trailer Inventory

Based on a 100 Person Sized Incident

(ALL CAPITALIZED item indicates NWCG catalog description)

*(Italics = to help you find alternate name on the list)***Please secure handle into keeper before letting down ramp (if you don't it hits the ground and gets banged up)****SOME LOCATIONS ON THIS LIST ARE INCORRECT – HAVEN'T BEEN UPDATED YET**

SUPPLIES – Plans Trailer						
Description	NFES	Unit	Qty.	Location		
				Location Description	Tier	Row
Adaptor, Electrical, Heavy Duty RV Dogbone w/ 180 degree bend 15 Amp M to 30 Amp F, 12" – for trailer power		EA	1	Attached to Power Cord	E	4
Air Duster for computers (AKA: Canned Air)		EA	1	Pink Tub #4	C	1
<i>Astroturf.....See: "Carpet-Astroturf remnants"</i>						
BAG, garbage, 30 GL, (125/BX)	0021	BX	2		D	4
Bag, sandwich		BX	1	Pink Tub #5	C	1
Baggy, ziplock, freeze, quart size (40-100/BX)		BX	1	Pink Tub #5	C	1
Battery Back-up Surge Protector		EA	1		A	4
BATTERY, size AA (24/PG)	0030	PG	18	Pink Tub #21	C	4
BATTERY, size D (12/PG)	0033	PG	3	Pink Tub #21	C	4
BOARD, Dry Erase (w/ dry erase markers)(Velcro mounted-removable)		EA	1	Right on Side Door, mounted	D	2
BOARD, Dry Erase (w/ dry erase markers) (Can be removed to use as easels)		EA	4	Left Middle, wall mounted		2
BOARD, HELIBASE DISPLAY part 1 & 2 (Large plastic charts)	0410	SE	2	In Cardboard Tube	C	1
Box, empty file box, cardboard, folded flat (banker's box)		EA	16	Wall left of shelving	C	4
Box, hanging file box (from Record Retention Kit - NFES 2990) 	0833	EA	3	Right Middle on Table	D	3
Box Cutter (AKA: KNIFE, razor, retractable blade)	0939	EA	3	Pink Tub #3	C	1
Broom (Periodic sweeping is recommended) (1 for trailer, 1 for yurt)		EA	2	Corner by side door	C	
Bucket, plastic, 5GL		EA	4		E	2
<i>Bug Spray.....See: "Repellent, insect"</i>						
BINDER CLIP, small, 25/PG (3/4" wide),		PG	5	Pink Tub #2	C	1
BINDER CLIP, medium, 12/BX (1 1/4" wide)		BX	1	Pink Tub #2	C	1
BINDER, 3-Ring	1120	EA	1	Pink Tub #16	C	3
Cable Management Tag - pink & white, plastic 		PG of 20	1	Back Rt on Table in 'Zarges' box	E	2
Cable Spool		SP	1	Back Left in Pelican Case	A	4
CALCULATOR, pocket – arithmetic functions	0035	EA	8	Pink Tub #1	C	1
<i>Canned Air for computers.....See: "Air Duster"</i>						
Carpet–Astroturf remnants, (28"W x 9', 14', 16.5' & 2 EA 19'L)	(rolled)	EA	5	Rt Middle, With Yurt	D, E	4
Catalog, Supplies & Equipment Part 1, NWCG (out of print)	0362	EA	2	Pink Tub #10	C	2
CD, rewriteable		PG	1	Pink Tub #1	C	1
Charger, electric (for rechargeable handheld radio batteries)		EA	2	Pink tub #13	C	3
CHAIR, folding metal	2047	EA	5		A	4
Chock, tire, with bracket for storage		EA	2	on outside, front		
Chock – extra, pink, wooden		EA	2	Front on floor near small door	D	4
CLIPBOARD	0771	EA	6	Pink Tub #2	C	1
Cloning Cable, ("Smart Cable") for King Radio (black, w/ spiral cord)				Small Pink Tool Box		
<i>CocoaSee: "Hot Chocolate"</i>						
COFFEE, 1 or 2 LB can (Maybe 4 Cans if they will fit?)	0496	CN	2	Pink Tub #4	C	1
Coffee Filter (8 – 12 cup size)	400	EA	3	Pink Tub #4	C	1
Coffee Heating Kit – in large cardboard box	0480	KT	1	Back Left	A	4
<i>Computer, laptop (Belong to State of WY).....See: "LAPTOPS"</i>						
<i>Computer MonitorSee: "Monitor"</i>						

<i>Computer Mouse.....See: "Mouse, wireless"</i>						
Cooler 48 QT, pink.....(CHEST, ice 48 QT)	0557	EA	1	Front Left under table	B	4
CORD, extension, (heavy duty) – 60', AWG, 12/3 wire?		EA	1			
CORD, extension, (heavy duty) – 100', AWG, 12/3 wire	1172	EA	4			
Cord, extension, (heavy duty) – 25', AWG, 12/3 wire		EA	9			
Cord, extension, (heavy duty triple splitter) – 2'		EA	1			
Cord, extension (lightweight, household)		EA	2	Rt Mid.. In action packer on Table		
Cord, extension– Connector ('ProLock'-holds extension cords together)		EA	1	With Extension Cords		
<i>Correction Fluid (White Out)... See: Fluid – Correction"</i>						
<i>Correction TapeSee: "TAPE – CORRECTION"</i>						
COUNTER – Hand-Held (Clicker)	0468	EA	2	Small Pink Toolbox		
<i>CREW TIME REPORT (SF-261).....See: "FORMS"</i>						
Dolly, collapsible		EA	1	Floor	E	4
Drill, cordless, Milwaukee brand		EA	1		D	4
<i>Duster (for computer, aerosol)..... See: "Air Duster"</i>						
EASEL, aluminum	3161	EA	2		D	4
Emergency Equipment Rental Use Envelope, OF-305 (2/18) (100/Pg)	0422	PG	3	Pink Tub #9	C	2
EMERGENCY FIREFIGHTER TIME REPORT, OF-288 (PG of 100)	0866	PG	1			
Envelope, Regular, White #10 – 4 1/8" x 9 1/2" (100/ BX)		BX	1	Pink Tub #8	C	2
Envelope, Self-Seal, Easy Close 6" x 9"		EA	12	Pink Tub #8	C	2
Envelope – Brown, Plain 9 1/2" x 12" (1,000/BX) (not carried by GBK)	0766	BX	1	Clear Tub #8	C	2
Envelope, Window, Fed Ex Express 9" x 12"		EA	20	Pink Tub #8	C	2
Envelope, Clasp, light brown 9 1/2" x 12 1/2" (100/BX)		BX	1	Pink Tub #8	C	2
<i>Extension cord.....See: "Cord, extension"</i>						
EXTINGUISHER, fire, 5 LB	1067	EA	1			
Fan, box, window, electric		EA	3	Back Lt under table by pelican	A	4
FAX machine Brother 575 (also copies) In large metal 'Zarges' box SN: U61227J1K413175		EA	1	Back Right on Table	E	2
(FAX machine above no long works as of 2021) If we need one	we	will	need	to order a new one)		
<i>Fiber Tape.....See: "TAPE – FILAMENT"</i>						
<i>Fire Shelter.....See: "SHELTER-FIRE, COMPLETE"</i>						
File, box, alphabetized		EA	1	Pink Tub #7	C	2
FILE, EXPANDO, alphabetized, 10 pocket, letter size (no GBK)	0615	EA	8 / 4	Pink Tub #6/ Pink Tub #7	C	2
FILING JACKET, 1 3/4", 2 pocket, letter (10/Pg) (not carried by GBK)	1035	PG	3	Pink Tub #7	C	2
FIRST AID KIT, 24-person, white box	1604	KT	1			
FIRST AID KIT, 100-person, flat cardboard box	1760	KT	1	Back Left	A	4
Flagging, blue.....See: "RIBBON-FLAGGING, BLUE, 1" WIDE"						
FLASH DRIVE – USB, 8 GB OR GREATER (not carried by GBK)	9498	EA	16	Pink Tub #1	C	1
FLASH DRIVE – USB, 64 GB OR GREATER (not carried by GBK)	9498	EA	3	Pink Tub #1	C	1
Flatware set (10 sets/BX) (not carried by GBK)	0129	BX	2	Pink Tub #5	C	1
Fluid, correction (AKA: White Out)		EA	1	Pink Tub #1	C	1
Flypaper (ribbon) 10 RO/BX		RO	20	Pink Tub #4	C	1
Folder, Accordion		EA	14	Pink Tub #2 and #3	C	1
Folder, Box, Alphabetical		EA	1	Pink Tub #6	C	2
Folder, file, letter, straight cut 9 1/2" x 12" (brown)	0765	PG	2	Pink Tub #16	C	3
Folder, Hanging File with 1/5 cut plastic tabs		PG	10	2 pink tubs clear & black	C	3, 4
<i>Folder Label.....See: "Label, folder"</i>						
Folder, file, manilla, letter, standard, 1/5 cut tabs (100/BX)		BX	6	Pink Tub #12	C	1, 2
Folder, file, manilla, letter, standard, 1/3 cut tabs		BX	4	Clear (blue lid) Tub #11	C	3
Folder, Portfolio		PG	4	Pink Tub #16	C	2

List Continues After FORMS

FORMS:

----- Beginning of FORMS -----

Aircraft Check-In Sheet (In Planning Check Ins Toolbox Accordion File)				Pink Tub #19	C	3
Check-In Sheet (In Planning Check Ins Toolbox Accordion File)				Pink Tub #19	C	3
Crew Check-In Report (In Planning Check Ins Toolbox Accordion File)				Pink Tub #19	C	3
Crew Performance Rating, ICS-224 WF	2718	6		Pink Tub #18	C	3
Crew Time Report, SF-261 (50 Forms/BK)	0891	55	BK	Pink Tub #17	C	2
Division Assignments, ICS-204				Pink Tub #18	C	2
EMERGENCY EQUIPMENT FUEL AND OIL ISSUE, OF-304	0420			Pink Tub #20	C	3
EMERGENCY EQUIPMENT RENTAL AGREEMENT, OF-294 (outdated?)				Pink Tub #19	C	3
Emergency Equipment Rental Use Envelope, OF-305	0422			Clear Tub #12	C	3
Emergency Equipment Shift Ticket, OF-297	0872			Pink Tub #20	C	3
Emergency Equipment Use Invoice, OF-286	0863			Pink Tub #19	C	3
<i>Emergency Firefighter Time Report.... "See: Incident Time Report"</i>						
Equipment Check-In Form (In Planning Check Ins Toolbox Accordion File)				Pink Tub #19	C	3
Employee Claim for Loss or Damage to Personal Property, DI-570	1078			Pink Tub #18	C	3
Equipment Check-In Sheet (In Planning Check Ins Toolbox Accordion File)				Pink Tub #19	C	3
General Message, ICS-213	1336			Pink Tub #18	C	3
IMT Instructions with Guidance (outdated)	0938	SE	1	Pink Tub #9	C	2
Helicopter Module Info Form (In Planning Check Ins Toolbox Accordion File)				Pink Tub #19	C	3
Incident Injury Case File Envelope, OF-313 (4/00) (100/PG)	1098	PG	2	Pink Tub #9	C	2
Incident Objectives, ICS-202				Pink Tub #19	C	3
Incident Personnel Performance Rating, ICS-225 WF, 3- part	1575			Pink Tub #18	C	3
Incident Time Report, OF-288	0866			Pink Tub #18	C	3
Interagency Incident Waybill, OF-316	1472			Pink Tub #19	C	3
Overhead Check-In Sheet (In Planning Check Ins Toolbox Accordion File)				Pink Tub #19	C	3
Property Loss/Damage, OF-289				Pink Tub #18	C	2
Resource Order/Equipment, ICS 259				Pink Tub #9	C	2
Support Vehicle Inventory, ICS-218				Pink Tub #18	C	3
3Unit Log, ICS-214 (no longer in catalog)				Pink Tub #18	C	3
Vehicle/Heavy Equipment Pre-Use Inspection – OF296	1173	PD	7	Pink Tub #17	C	3
<i>Waybill.....See: "Interagency Incident Waybill"</i>						

----- End of FORMS -----

Fuel for generator, unleaded gasoline		GL	5	In the back of towing truck		
FUNNEL, 1 QT, w/ strainer	0564	EA	1			
GARBAGE CAN, with lid (CAN, garbage, plastic, 32 GL)		EA	2	where		
Garbage Can, (CAN, garbage, plastic, 32 GL) (with lids)						
<i>General Message, ICS-213.....See: "FORMS"</i>						
Generator, Honda EU3000IS (holds 3 Gallons of Gasoline)		EA	1	(on trailer tongue)		
Gloves, serving, disposable		EA	100	Pink Tub #5	C	1
Glue Stick		EA	2	Pink tub #2	C	1
Hand Sanitizer		EA	7	Pink Tub #4	C	1
Heater, radiant		EA	2	Left	B	4
Heater NFES 6187 (360 degree) or 6139 propane mounted		EA	1?			
<i>Helibase Display Board.....See: "BOARD, HELIBASE DISPLAY"</i>						
Hitch, trailer, adjustable, 2 5/16" Ball (stays w/ trailer!)		EA	1	(On floor by small door)	C	4
& Wrench, Socket, 10" long, ½" drive (w/ 7/8" socket)		EA	1	(In yellow toolbox)	C	4
<i>Hole Punch – 3 Hole.....See: "PUNCH-PAPER, 3 HOLE"</i>						

<i>Hole Punch – Single Hole...See: "PUNCH-PAPER, SINGLE HOLE"</i>						
Hot Chocolate – packet (10/BX)		BX	4	Pink Tub #5	C	1
INCIDENT RISK ASSESSMENT WORKSHEET				(in PVC tube)	C	4
INCIDENT SAFETY ANALYSIS (LCES)-ICS-215A-WS-63"x38" laminated	2227	EA	4	(in cardboard tube)	C	1
INCIDENT SAFETY ANALYSIS (LCES)-ICS-215A-WS-63"x38" laminated	2227	EA	1	(in PVC tube)	C	4
Interagency Incident Business Management Handbook-2016 (AKA: Yellow Book). No longer in print-look online.	2160	EA	1	Pink Tub #10	C	2
IRPG (Incident Response Pocket Guide) – most current year	1077	EA	2	Clear Tub 10	C	2
<i>Jackson Phone Book.....See: "Phone Book – Jackson"</i>						
JUG, insulated, 5 GL, w/ spigot (pink) (formerly orange)	0943	EA	2	Front Left under table	B	4
Key to side door (extra is in tool box) look in pink tool box ?		EA	2	Hanging on inside door handle		
<i>KNIFE, razor, retractable blade.....See: "Box Cutter"</i>						
Label, Folder		PG	2	Pink Tub #16	C	2
LADDER, 8', twin type	0586	EA	1	Middle Aisle Floor	A, B	4
LANTERN, camp, electric, fluorescent	2501	EA	2	Front Rt. milk crate by door	D	4

List Continues After LAPTOPS

LAPTOPS:

----- Beginning of Laptops -----

Laptop – #11 Fire 2 / HP		EA	1	Fr. Rt in sm. Plywood Box 1	D	2
Dell Inspiron 15 5000 Series Model 5566 / Color: Black (Serial Number is on sticker on the bottom)						
1. Dell-FIRESERVER 2/STATION 1 MFG YR: 2018	SN: FDFCZM2	EA	1	Back Left in Action Packer	A	4
2. Dell-FIRESERVER 2/STATION 2 MFG YR: 2018	SN: 6QTNZM2	EA	1	Back Left in Action Packer	A	4
3. Dell-FIRESERVER 2/STATION 3 MFG YR: 2018	SN: J3OKZM2	EA	1	Back Left in Action Packer	A	4
4. Dell-FIRESERVER 2/STATION 4 MFG YR: 2018	SN: 9BSCZM2	EA	1	Back Left in Action Packer	A	4
5. Dell-FIRESERVER 2 MFG YR: 2018	SN: GLYFZM2	EA	1	Back Left in Action Packer	A	4
6. Dell-XPS (replacement for fire damaged laptop 2019) ArcGIS installed winter 2019/2020 MFG YR: 2019 Express Service Code: 29094682862	SN: DD680Z2	EA	1	Back Left in Action Packer	A	4
HP Pavilion dv6-3010us Entertainment Notebook / Product: WQ678UA#ABA / Model: dv6-3010us / Color: Silver Acquired: 2010 (Serial Number is under battery) Yellow means – I looked at SN on laptop (still not sure about Os and zeros on hps) https://support.hpe.com/hpsc/wc/public/find						
6. HP/FIRE 2 00196-085-584-809	SN:	EA	1	Fr. Rt in sm. Plywood Box 1	D	2
7. HP/FIRE 3 00196-085-584-933	SN:	EA	1	Fr. Rt in sm. Plywood Box 1	D	2
8. HP/FIRESERVER 2 00196-085-584-959	SN: e-ISuite Installed	EA	1	Fr. Rt in sm. Plywood Box 1	D	2
9. HP/FIRE 1 10.0.0.11	SN: CNF023FK0K	EA	1	Bk Rt in sm. Plywood Box 2	E	2

00196-085-584-957								
10. HP/FIRESERVER 1 10.0.0.10 00196-081-199-123	SN: CNFO209PKT e-ISuite installed		EA	1	Bk Rt in sm. Plywood Box 2	E	2	
11. HP/FIRE 4 10.0.0.5 00196-081-185-733 (says FIRESERVER2 inside)	SN: CNFO20B4N5		EA	1	Bk Rt in sm. Plywood Box 2	E	2	
----- End of LAPTOPS -----								



Light Bulb, wedge base, 18w, 12v, (921)		EA	2	(installed in ceiling in back)	A, E	1
Light Bulb, fluorescent, 48" T8 (skinny ones) (F32T8)		EA	4	(installed in ceiling)	A-C	1
LIGHTING KIT, STRING	6051	KT	1	Back Right Aisle	E	4
LIGHTSTICK, chemical green , 12 hours (10/PG, 10 PG/BX)	3009	BX	1	Pink Tub #4	C	1
List, THIS LIST , needs to be in the trailer when it goes out		EA	1	Front Right on side door	C	2
Lighter, flame, barbecue type, long		EA	2	Pink Tub #4	C	1
Magnet, strong (for hanging maps on outside trailer wall)		EA	?	?		
Map – Motor Vehicle Use BTNF – Jackson, Blackrock		EA	7	Pink Tub #5	C	1
Map – Motor Vehicle Use BTNF – Big Piney, Pinedale, Kemmerer		EA	10	Pink Tub #5	C	1
Marker, Dry Erase (no magnet)		EA	10	Pink Tub #2	C	1
Marker, Dry Erase (with Velcro and magnet for attaching)		EA	6	(on dry erase board-side door)	C	3
Marker, Fine Point		EA	8	Pink Tub #19	C	3
Marker, Highlighter, assorted colors		EA	4	Pink Tub #2	C	1
Marker, Permanent, assorted colors		EA	24	Pink Tub #2	C	1
Monitor, computer		EA	3	Lt mid action packer under table	B	4
Mouse, wireless		EA	3	Lt mid action packer under table	B	4
Notepad, IDEAS Pad, # AD-777, 3" x 5"		EA	22	Pink Tub #2	C	1
Notepad (PAD – RULED TABLET), 8 ½" x 11", 100 sheets	0764	PD	4	Pink Tub #2	C	1
Notepad (small ruled steno pad?) or ideas pad?		PD	22	Pink Tub #2	C	1
<i>Post-it Note, self-stick.....See: "PAD, POST-IT NOTE"</i>						
OFFICE SUPPLIES KIT, INCIDENT BASE	0760	KT	1	Back Right on table	E	2
Operational Planning Worksheet ICS-215-WS – 60" x 38"	1374	EA	2	In Cardboard Tube	C	1
Operational Planning Worksheet ICS-215-WS – 60" x 38"	1374	EA	1	In PVC Tube	C	4
Organizer, 3-tier, plastic (AKA: Letter Tray), tan		EA	1	Rt. Mid on table in box, hanging file	D	3
Orientation Guide for Visiting Resources (current year)		EA	1	Pink Tub #4	C	1
P.A. System (Public Address System) Portable, wireless		EA	1	Pink Tub #25	C	4
PAD, POST-IT NOTE, 3" x 3" (Sticky Note) (Not carried by GBK)	1051	PD	16	Pink tub #2 or #19	C	1, 3
<i>PAD, RULED TABLET, 8 ½" x 11", 100 sheets....See: Notepad</i>						
Padlock, combination, for trailer doors	0403	EA	2	Outside, one per door		
Paper, printer, 8 ½" x 11" (10 reams of 500 sheets per box)		Ream	20	Pink Tub #22	C	4
Paper, printer, 8 ½" x 14" (500 sheets per ream)		Ream	2	Pink Tub #23	C	4
Paper, printer, 11" x 17"		Ream	2	Clear Tub #24	C	4
Paper Clip (Not carried by GBK)	0776	EA	500	Pink tub #2	C	1
<i>Paper Punch 3-Hole.....See: "PUNCH-PAPER, 3 HOLE"</i>						
<i>Paper Punch, Single Hole.....See: "PUNCH-PAPER, SINGLE HOLE"</i>						
<i>Paper Shredder See: "Shredder"</i>						
PAPER, toilet (96/RO/BX)	0146	EA	12	Front Left in Pink Bucket	B	4
<i>Paper Towel.....See: "TOWEL PAPER, 2-PLY, ROLL"</i>						
PEN, ballpoint, blue	0447	EA	25	Pink tub #2	C	1
PEN, nylon tip (NFES: Black-0365, Blue-0366, Red-0367)	See Left	EA	8	Pink tub #2	C	1
PENCIL, MECHANICAL (12/BX)	0767	EA	12	Pink Tub #2	C	1
PENCIL, wooden #2	1002	EA	12	Pink Tub #2	C	1
Phone Book – Jackson		EA	2	Pink Tub #10	C	1

Phone Book – Local Areas		EA	1-3	Pink Tub #10	C	1
<i>Planning Worksheet.....See: "OPERATIONAL PLANNING WS"</i>						
<i>Post-It Note.....See: "Notepad, post-it style, self stick"</i>						
Power Strip (some are surge protectors)		EA	12	Back Left in Action Packer	A	4

List Continues after PRINTERS

PRINTERS-Multi-function (Print/Scan/Copy/FAX)						
HP LaserJet M2727nf (purchased 2009) Printer TIK #1		EA	1	Front Right in Big Pink Plywood Box	D	4
Toner for M2727nf: 53A or 53X (high yield)						
HP Color LaserJet Pro M477fdw (purchased 2018?) Printer TIK #2		EA	1	Back Left Pelican Case	A	4
Toner for M477fdw: 410A or 410X (high yield)						
HP Color LaserJet Pro MFP M479fdw (purchased 2020) Printer TIK #3		EA	1	Back Right in Big Pink Plywood Box	E	4
Toner for M479fdw: 414A or 414X (high yield)						
HP Color LaserJet Pro MFP M479fdw (purchased 2020) Printer TIK #4		EA	1	For Now	E	2
Toner for M479fdw: 414A or 414X (high yield)						
Toner Cartridge, Brother TN-315C						
Toner Cartridge, Brother TN-660		EA	1	In Action Packer	D	3
<i>Printer Toner HP Laserjet Black 410X.....See: TonerHPLaserjet</i>						
----- End of PRINTERS – Multi-function (Print/Scan/Copy/FAX)						

PROPANE (TANK, PROPANE – FUEL, LPG, 20# TANK) (5GL)	0491	EA	3	Back Left in Pink Milk Crate	B	4
PUNCH-PAPER, 3 HOLE	0268	EA	5	Pink Tub #3	C	1
PUNCH-PAPER, SINGLE HOLE	2558	EA	2	Pink Tub #3	C	1
Push-Pin, assorted colors, 100/BX		BX	4	Pink Tub #2	C	1
<i>Red Book See: "Standards for Fire and Fire Aviation Ops"</i>						
RACK - GARBAGE, WIRE, 32 GL (121.1L)	2332	EA	1	Front Left beside shelves	C	3
Radio Instructions – BK cloning and programming		EA	1	Pink Tub #18	C	3
<i>Red Book.....See: "Standards for Fire and Fire Aviation Ops"</i>						
REPELLENT, INSECT, LIQUID (1 oz. bottle, not carried by GBK)	0705	EA	4	Pink Tub #4	C	1
RIBBON-FLAGGING, BLUE, 1" WIDE" (not carried by GBK)	7241	RO	1	Pink Tub #4	C	1
<i>Risk Assessment Worksheet.....See: "INCIDENT RISK....."</i>						
Router, wireless – Netgear Wireless N 150 Router w/ DSL Modem DGN1000		EA	1	In Action Packer on table w/ cables	B	2
Ruler, plastic, 12" (not carried by GBK)	0783	EA	6	Pink Tub #2	C	1
Rubber Band (not carried by GBK)	0786	BG	2	Pink Tub #2	C	1
<i>Safety Analysis, laminated worksheet...See: INCIDENT SAFETY.."</i>						
Scanner – Brother – TN 315C (I think this is toner NOT a scanner)		EA	1	In large metal 'Zarges' box	E	2
Scissors (SHEARS, office 7"- 9") (not carried by GBK)	0787	EA	3	Pink Tub #1	C	1
SHELTER-FIRE, COMPLETE M2002 (Regular size)	0925	EA	1	Front Right in crate on floor	D	4
Shredder, paper, electric		EA	1	Front Right under table	B	4

Sign (Blank, Danger Keep Out, Demobe, Information, Kitchen Staff Only, Operations, Miscellaneous)		EA	Varies	Pink Tub #2	C	1
STANDARDS for Fire and Fire Aviation Operations (Red Book)	2724	EA	1	Pink Tub #5	C	1
Staple Remover (REMOVER-STAPLE, OFFICE) (not carried by GBK)	1075	EA	8	Pink Tub #1	C	1
STAPLER – DESK	2575	EA	12	Pink Tub #1	C	1
STAPLER – HEAVY DUTY (Staple Gun type, not carried by GBK)	2490	EA	2	Pink Tub #1	C	1
STAPLER – DESKTOP, LARGE CAPACITY (60 sheets, no GBK)	0656	EA	1	Pink Tub #1	C	1
STAPLES – FOR DESK TYPE STAPLER (for 2575 or 0985)	0773	BX	11	Pink Tub #1	C	1
STAPLES – HEAVY DUTY, 3/8”, T50-10mm (for 2490)		BX	1	Pink Tub #1	C	1
STAPLES – HEAVY DUTY, 1/2”, T50-12mm (for 2490) (no GBK)	2491	BX	1	Pink Tub #1	C	1
STAPLES – LARGE CAPACITY STAPLER (for 0656) (no GBK)	0657	BX	2	Pink Tub #1	C	1
Step, RV type platform, black, folding legs		EA	1	On Floor by Side Door	C	4
<i>Sticky Note..... See: “PAD, POST-IT NOTE”</i>						
Stool, step, plastic, folding, pink 		EA	1	Floor in corner by Side Door	C	4
<i>Surge Protector...See:... “Power Strip”(some are surge protectors)</i>						
<i>Surge Protector Battery Back-up.....See: “Battery Back-up”</i>						
Switch – Netgear brand – multi port for computers		EA	8?	In large metal ‘Zarges’ box	E	2
Tab – Post It, self stick		PG	1	Pink Tub #2	C	1
TABLE–FOLDING, 6’ (metal)	2698	EA	1	Front Left – set up along wall	B	4
TABLE–FOLDING, 6’ (metal)	2698	EA	1	Back Right-folded on 8’ table	E	4
TABLE–FOLDING,8’ (metal)(Customized for yurt storage) do NOT remove	7236	EA	1	Back Right – set up over yurt	E	4
TABLE–FOLDING, 8’ (metal)	7236	EA	1	Back Left – set up along wall	A	4
Tape, cable path, yellow/black lettering, 4” wide		RO	1	Pink Tub #4	C	1
TAPE – CELLULOSE W/ DISPENSER (Scotch Tape) (STD PK: 24/PG)(no GBK)	0769	RO	18	Pink Tub #4 	C	1
TAPE-CORRECTION (ST PK: 4/PG) Need to add 2 more to trailer (no GBK)	0639	EA	3	Pink tub #19	C	3
Tape Dispenser (DISPENSER – FILAMENT TAPE) (desktop)	2139	EA	1	Pink Tub #18	C	3
TAPE, DUCT, 2” x 60 YD	0071	RO	2	Clear Tub #4	C	1
TAPE, ELECTRICAL, Plastic, 3/4” x 36 YD	0619	RO	2	Clear Tub #4	C	1
TAPE, FILAMENT, (fiber) 1” x 60 YD (36 RO/BX)(dispenser 2139)	0222	RO	9	Clear Tub #4	C	1
TAPE, MASKING, 1” (not carried by GBK)	0770	RO	1	Clear Tub #4	C	1
TAPE, PACKING, plastic, clear, 2” (not carried by GBK)	0395	RO	2	Clear Tub #4	C	1
TAPE ,PAINTERS, BLUE, 2”	0763	RO	3	Clear Tub #4	C	1
TAPE, STRAPPING, w/dispenser 3/4” x 8.33 YD, Scotch 3M (no GBK)	1169	RO	1	Clear Tub #4	C	1
<i>Thumb Drive.....See: “FLASH DRIVE – USB”</i>						
<i>Time Report . See: “EMERGENCY FIREFIGHTER TIME REPORT, OF-288”</i>						
<i>Toilet Paper.....See: “PAPER, TOILET”</i>						
Toner: Look under “ PRINTERS ” section for toner description/location						
Tool Box, yellow, plastic (See Tool Box Contents List on page 7)		EA	1	(on floor by small door)	D	4
TOWEL, PAPER, (kitchen),2-PLY, ROLL (15 RO/BX)	0240	RO	4	Clear Tub #5	C	1
<i>Tube, PVC (Contain Safety, Planning, & Risk worksheets – see above)</i>						
<i>Tubes, Cardboard (contain big laminated Operational Planning Worksheet & Incident Safety Analysis – see on list above)</i>						
<i>USB Flash Drive.....See: “FLASH DRIVE – USB”</i>						
USB Hub (2 EA: 4 port poodle shaped, 1 EA: 3 port, black)		EA	3	Pink Tub #1	C	1
<i>Water Jug (cylindrical, pink, “GOTT” brand) See: “JUG”</i>						
<i>White OutSee: “Fluid, correction”</i>						
<i>White OutSee: “Tape, correction”</i>						
Wipe, antibacterial, Clorox		CN	1	Pink Tub #4	C	1
Wireless Range Extender – for use with Laptops		EA	1	In large metal ‘Zarges’ box	E	2
Wireless Range Extender – for use with Laptops		BX	3	Pink Tub #1	C	1
<i>Wireless Router.....See: “Router, wireless”</i>						
<i>Worksheets (Big, Laminated) (See: Operational Planning WS & Incident Safety Analysis – above)</i>						
<i>Yellow Book. See:..... “Interagency Business Management Handbook”</i>						

Yurt, & Floor (Shelter Kit, 20' OCTAGON) (4 green bags)	0549	KT	1	Mid Right under custom table	D, E	4
Yurt Instructions – (In clear pocket on lid of green walls bag)		Set	1	Mid Right with the Yurt	D, E	4

SUPPLIES IN THE TRUCK THAT PULLS THE TRAILER



Description	NFES	Unit	Qty.	
FUEL, for Generator – GASOLINE, UNLEADED (In TANK, pump adapted)	0218	GL	5	1 Jerry can in truck

Tool Box on page 9

PINK TOOLBOX INVENTORY



Description	NFES#	Unit	Qty.	Location
Awning Instructions Sheet – laminated		EA	1	
Break Cable for trailer tongue, (extra)		EA	1	
Box Cutter (AKA: KNIFE, razor, retractable blade)	0939	EA	1	
Breaker Bar, 24”, ½” drive (w/ socket below welded to it)		EA	1	(For changing a tire)
Bungee, heavy duty, 40”		EA	2	
Door Hold-back, 10”, extra		EA	1	(grey plastic w/ ball on each end)
FILE, mill, 10”, bastard	0060	EA	12	
FLASHLIGHT, LED, with batteries		EA	2	
Fuse Set – Mini Fuses, One Each: 10 amp, 15 amp, 20 amp		Set	1	
HAMMER, claw	0321	EA	1	
<i>Hitch Reducer Sleeve.....See: “Reducer Sleeve”</i>				
Gauge, tire		EA	1	
Key for Generator		EA	1	(On the tool box lid)
Key to side door – extra		EA	1	(On the tool box lid)
Light Bulb, rough service, 100 watt		EA	4	
Light Bulb, 8w, 12 volt,(921) or LED, WLED-CWHP12-DAC: Cool White		EA	2	(for small dome light in back)
Lighter, flammable fluid, portable		EA	1	(On the tool box lid)
Lock (Coupler Lock)with key - for trailer tongue		EA	1	
Pin, hitch, (extra) - 5/8” extra long, with clip (cotter pin)		EA	1	
Pin, ¼” trailer tongue pin, (extra) ‘D’ shaped		EA	1	
Pliers		EA	1	
Pliers, needle-nose		EA	1	
Ratchet, ½” drive (for adjusting hitch up or down)		EA	1	
Ratcheting Socket Wrench, ½” drive (use with 7/8” socket)		EA	1	(for adjusting hitch up or down)
Reducer Sleeve for large hitch receiver		EA	1	In tool box or on trailer hitch
Scissors, (AKA: SHEARS, office, 7” to 9”)	0787	EA	2	
Screwdriver, ratcheting with multiple tips		EA	1	
Socket, 7/8”, 12 Point, ½”drive (for adjusting hitch up or down)		EA	1	(stays with ratchet)
Socket, deep well, 6 point, 13/16”, ½” drive (for tire lugs)		EA	1	(on breaker bar)
Spike, (for securing awning legs)		EA	4	
STAKE, tent, metal, (for awning legs)	0825	EA	4	
TAPE, Duct	0071	RO	1	
Tape Measure 16’ = NFES 0424, 25’ = NFES 1014, 100’ = NFES 0898	See Left	EA	1	
Torx (star) Bit Socket, size T-25, 3/8” drive (for trailer wall screws)		EA	1	(On the tool box lid)
Torx (star) Bit Socket, size T-45, 1/2” drive (for taking battery off tongue)		EA	1	(On the tool box lid)
Wire Cutters		EA	1	
Wrench, adjustable, 10”		EA	1	
Wrench, open end/box, 7/16”, for battery removal		EA	2	
Wrench, open end/box, 1/2”, for removal/installation of shelf support		EA	2	
Wrench, open end/box, 9/16”, for generator mount		EA	1	